


MV-SERIES
277/480 3Ø 4W
MV-400



MVC, INC.
800 S. Rusk
AMARILLO, TEXAS 79106
(800) 583-4773 Fax (806) 371-7454
<http://www.maxivolt.com>

The MV-SERIES AC power line voltage suppressors offer one of the highest degrees of protection against voltage transients. From 120 to 480 volt applications, it is ideal for protecting solid state components. Hybrid technology assures that damaging spikes and surges will be suppressed to a safe level. For maximum effectiveness the unit should be installed directly to the breaker panel, with lead wires cut as short as possible. This method of using panel mount suppression has proven to be very effective and necessary, even if secondary suppression is used. High voltage transients entering a branch circuit can rise even higher by the time they reach the point of use, due to the impedance in the small wire. This can result in transient voltage higher than secondary suppression can withstand. Transients not only effect solid state components, but any piece of equipment that uses electricity. The degree to which transients effect other equipment is usually noticed in what we call latent failure. Latent failure is where high voltage transients blow small holes in insulation and cause degradation to all electrical devices. This shortens the life of electrical equipment considerably, but this problem can be rectified with the use of the MV-Series VSPD.

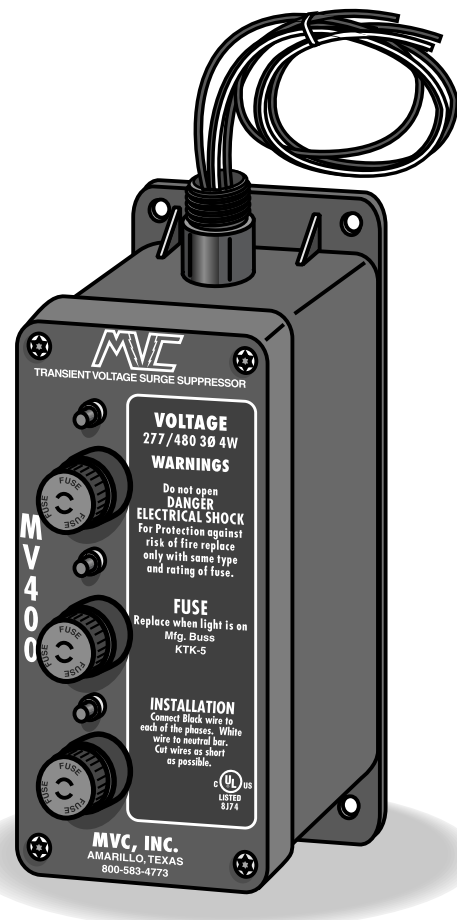
5 YEAR WARRANTY
Made in U.S.A.

INSTALLATION:

- 1) Remove 1/2" knockout.
- 2) Mount using mounting feet with proper anchors. (A "Street L" or an offset may be necessary to meet panel needs.)
- 3) Connect one black wire to phase A, one to phase B, and one to phase C, with wires cut as short as possible.
- 4) Connect white wire to neutral with wire cut as short as possible.
- 5) Install fuses. (Lights will go out.)
- 6) Breaker size (if required) 15 amp.

GENERAL CHARACTERISTICS:

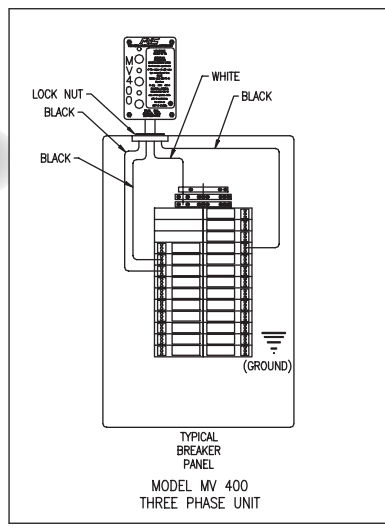
- 1) Response time/component response time is sub-nanosecond.
- 2) Enclosure is rated NEMA 1, 2, 3, 3R, 4, 4X, 12, and 13.
- 3) Frequency range: 50 - 400 Hz
- 4) EMI-RFI noise attenuation to 40 db.
- 5) Operating temperature: -40° to 85° C.
- 6) Operating humidity: 1% - 95%.
- 7) Maximum peak transient, power line voltage @ 120V - 2.4 megawatts.
- 8) Capacitance: 1 to 1.5 microfarad per line.
- 9) Rated power dissipation: one watt per line.
- 10) #14 Awg multistrand wire.



BENEFITS:

- Protects main switchboards from external surges due to lightning, grid switching.
- Protects 277 volt lighting distribution panels from internally-induced spikes and surges.
- Protects individual equipment located remote from electrical panels and/or multi-motor equipment.
- Protects motor control centers from internal spikes and surges due to motor start-stopping, switching, independent generators.
- Extends motor and control life and reduces maintenance/replacement.

All Units Should be Installed by a Licensed Electrician.



BENEFITS OF MVC

Engineered & U.L. Listed with Correct Fusing – **Standard**
Means of Indication – **Standard**
Not Ground Dependent – **Standard**
UR 1283 Filtering – **Standard**



Model	Size L x W x D	Voltage Application (277 Volt Lighting)	Maximum Continuous Line Voltage (RMS)	Nominal Clamping Voltage (Peak)	Max Peak Current (8 x 20) sum	Transient Energy (Joules)	Fuses
MV400	9" x 3½" x 4"	277/480 3Ø 4W	300	423	90,000	3150	BUSS KTK-5